




## Additional Features




Corrosion-resistant stainless steel header bar for extreme heat exchanger durability.



Venturi driven air and gas mix for enhanced performance.



Reliable, balanced flow and temperature control with thermal regulator valve.



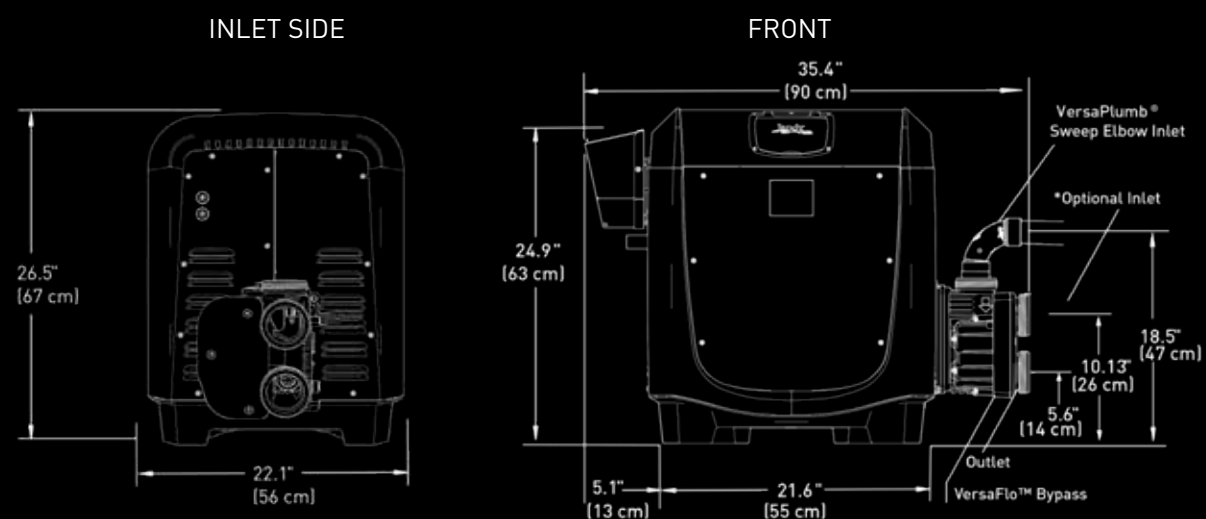
Differentiated limit switches meet applicable product safety standards.



Corrosion-resistant temperature sensors for reliable operation.



**Ultra-Compact  
Lightweight Design  
Easy to Install**  
**NOW with VersaFlo™  
Integrated Bypass**



NOTE: Dimensions are identical on all heater models

## Available in the Following Models

Model Number	Firing Rate	Gas Type	Width	Vent Diameter*	Depth	Height	Weight	Minimum GPM	Maximum GPM
JXi200N	200K BTU	Natural Gas	22.9"	6" (15 cm)	22.1"	26.5"	117 lbs.	30	100
JXi260N	260K BTU	Natural Gas	22.9"	7" (18 cm)	22.1"	26.5"	120 lbs.	30	100
JXi400N	399K BTU	Natural Gas	22.9"	8" (20 cm)	22.1"	26.5"	126 lbs.	30	100
JXi200P	200K BTU	Propane	22.9"	6" (15 cm)	22.1"	26.5"	117 lbs.	30	100
JXi260P	260K BTU	Propane	22.9"	7" (18 cm)	22.1"	26.5"	120 lbs.	30	100
JXi400P	399K BTU	Propane	22.9"	8" (20 cm)	22.1"	26.5"	126 lbs.	30	100
JXi400NK	400K BTU	Natural Gas	22.9"	8" (20 cm)	22.1"	26.5"	126 lbs.	30	100
with VersaFlo**									
JXiVFKIT**	JXi VersaFlo Accessory Kit								

\*Minimum vent pipe size for Category I installations.

\*\*Coming Soon.

4 units per pallet

**Zodiac Pool Systems, Inc.**

2620 Commerce Way, Vista, CA 92081  
1.800.822.7933 | www.jandy.com

**Zodiac Pool Systems Canada, Inc.**

2115 South Service Road West, Unit #3, Oakville, ON L6L 5W2  
1.888.647.4004 | www.ZodiacPoolSystems.ca



# The Total Package

The JXi heater sets a new standard in pool and spa heating technology with its ultra-compact size, lightweight design, and installation flexibility, making it a top choice for pool professionals and pool owners everywhere. The high-efficiency, low-NOx JXi is available in three BTU sizes, 200K, 260K, 399K, and offered in both natural and propane gas models. **Now also available with VersaFlo™ Integrated Bypass technology for maximum hydraulic efficiency and energy savings.**

## Fastest Installation

Pro-driven features for the fastest, most customer-friendly installation include:

### Ultra-Compact

2' x 2' footprint for small space requirements and maximum installation flexibility\*\*

### Lightweight Design

Weighs less than 126 pounds unpackaged for easy maneuverability and transport.

### Best Retrofit Option

Plumbing flexibility for quick Mastertemp® and Max-E-Therm® replacement that requires no plumbing adjustments\*\*\*

### NEW! Easy VersaFlo Installation

The flow bypass valve is integrated into the JXi's header, requiring no external plumbing modifications. Available on select models only.



\*\*Refer to JXi manual for proper heater clearances that may apply.  
\*\*\*Please see Easy Replacement section on next page.

## Energy Efficient

83% thermal efficiency rating and **low-NOx** design surpasses strict DOE Energy Efficiency requirements.

### Automation-Ready


Convenience built in. AquaLink/iAquaLink-compatible with its RS485 interface.



**AquaLink / iAquaLink**  
COMPATIBLE  
Sold separately

## Features


Major competitor model\*



### Ultra-Compact Lightweight Design

Easy to store, transport, and install, JXi™ is 38% lighter with a 28% smaller footprint.

\*Compared to major competitor models



### Flexible Installation

180° rotatable top so you never need to rotate headers. Electrical panel flips up for ease of service.



### Versa Plumb®-Ready

Installation in the VersaPlumb system\* reduces plumbing costs and increases energy efficiency, all using the smallest footprint available.

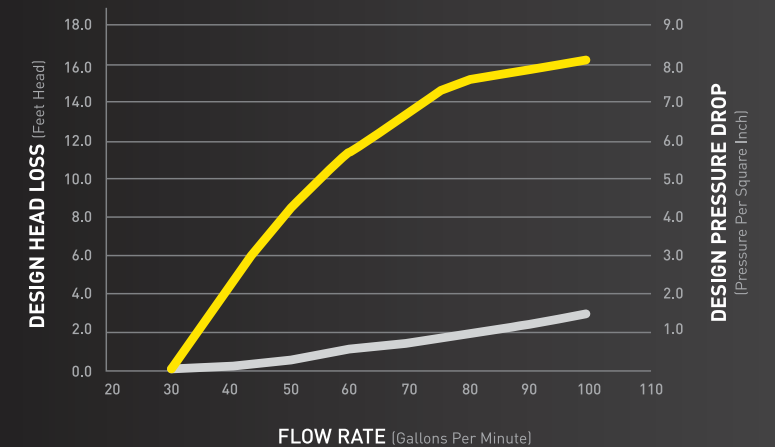
\*Sweep elbow included in all JXi models

## NEW

### Available VersaFlo Integrated Bypass for Maximum Hydraulic and Energy Efficiency

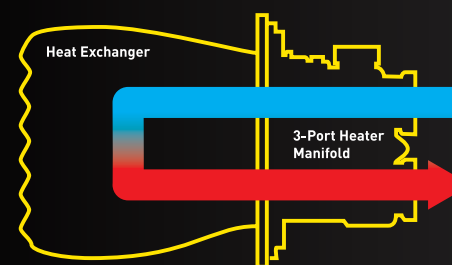
- » Up to 20 percent additional energy savings\*
- » VersaFlo bypass is integrated into the JXi header, requiring no external plumbing modifications.
- » Automatic actuation of bypass is based on call for heat and does not require human interaction

\* versus similar system without VersaFlo



### Heat Mode

While heating, water flow is directed through the heat exchanger and heated water is returned to the pool/spa.



### Bypass Mode

VersaFlo Integrated Bypass diverts water flow around the heat exchanger when not heating water.

